

Plastic Coated Silica/Silica (Standard OH)

Fiberguide Industries

Superguide™ SFS

Technical Data

REFERENCE SUMMARY

Product Category:
Fiber

Mode:
Step Index, Multimode

Type:
Plastic Coated Silica/Silica
(Standard OH)

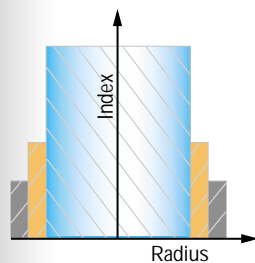
Trade Name:
Superguide™ SFS
UV-VIS

DESCRIPTION

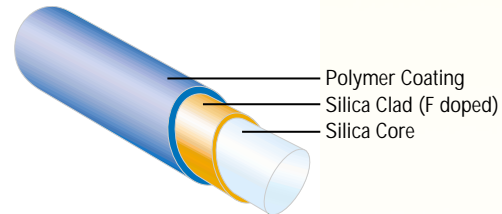
When looking for a high quality fiber with superior transmission and a numerical aperture (N.A.) of 0.22 for efficient light coupling, the Superguide™ SFS is the fiber of choice. The Superguide™ fiber is drawn from preforms manufactured by the Plasma Outside Deposition (POD) process. Rods of extremely pure synthetic fused silica are coated with fluorine doped silica layers to obtain preforms with step-like refractive index profiles. Plasma torches prepare the reaction compounds from SiCl_4 , O_2 , and a fluorine containing gas. Strong thermal gradients combined with the temperature plasma lead to chemical deposition conditions, which allow very high fluorine concentrations to be incorporated in the fused silica network. Refractive index differences of 0.27 corresponding to numerical apertures in excess of 0.28 have been realized with undoped core rods.



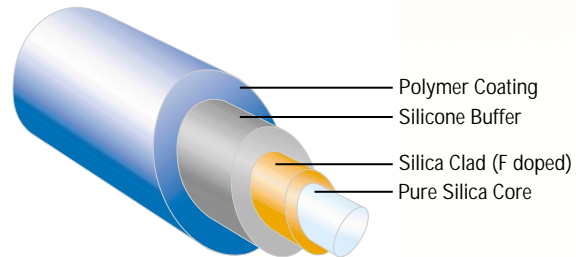
FIBER CROSS SECTION



Polyimide and Acrylate Coated



Nylon and Tefzel Coated



A HALMA COMPANY

Fiberguide Industries, Inc., 1 Bay Street, Stirling, NJ 07980

Phone: 908-647-6601 Fax: 908-647-8464 info@fiberguide.com www.fiberguide.com

Form No: REF 723 DS009, Rev. 4/28/2010, Printed in the U.S.A.

© Copyright 2007 Fiberguide Industries, Inc., Specifications subject to change without notice.

Plastic Coated Silica/Silica (Standard OH)

Fiberguide Industries

Superguide™ SFS

Technical Data

REFERENCE SUMMARY

Product Category:
Fiber

Mode:
Step Index, Multimode

Type:
Plastic Coated Silica/Silica
(Standard OH)

Trade Name:
Superguide™ SFS
UV-VIS

FEATURES & BENEFITS

Features	Benefits
<ul style="list-style-type: none">• All buffers/coatings certified by NAMS under USP Class VI for Biocompatibility.• Lowest loss for Ultraviolet (UV) through Visible (VIS) applications.• Specialty coatings available (see Gold and Aluminum Data Sheets).• Maximum laser damage resistance for holmium (2100nm) and Erbium (1500nm) laser delivery.• Large core-to-clad ratios available.• Core diameters available up to 1500μ (Nylon and Tefzel® buffers).• May be sterilized by ETO, steam, e-beam and gamma radiation. Polyimide buffer may be autoclaved (heat resistant).• Radiation resistant.• All dielectric, non-magnetic construction.• Polyimide buffer resists most organics, solvents, and acid.• Thin wall polyimide buffer (12μ to 15μ).	<ul style="list-style-type: none">• Faster approvals for 510K's.• More efficient systems.• Idea for extreme temperatures, high vacuum and harsh chemical environments.• Improved performance.• Peak efficiency in bundled assemblies (see Fiber Optic Assembly Data Sheet).• The right fiber for your special application.• Ideal for any reusable medical device.• Just the right medium for your "hot" environment.• Metal free.• Use in the most hostile of environments.• Allows for the manufacture of high packing efficiency arrays and bundles (see Fiber Optic Assembly Data Sheet).

Note: If the buffer/jacket material has a lower refractive index than the cladding, as is the case for silicone coated silica/silica fibers, then optical energy can be guided within the cladding. The high refractive index of Polyimide and Acrylate effectively strips out these "cladding modes".



A HALMA COMPANY

Fiberguide Industries, Inc., 1 Bay Street, Stirling, NJ 07980
Phone: 908-647-6601 Fax: 908-647-8464 info@fiberguide.com www.fiberguide.com

Form No: REF 723 DS009, Rev. 4/28/2010, Printed in the U.S.A.
© Copyright 2007 Fiberguide Industries, Inc., Specifications subject to change without notice.

Plastic Coated Silica/Silica (Standard OH)

Fiberguide Industries

Superguide™ SFS

Technical Data

REFERENCE SUMMARY

Product Category:
Fiber

Mode:
Step Index, Multimode





Type:
Plastic Coated Silica/Silica
(Standard OH)

Trade Name:
Superguide™ SFS
UV-VIS

APPLICATIONS

- Laser surgery
- Medical diagnostics
- Laser marking, welding, soldering, cutting
- Remote spectroscopy for pollution analysis and chemical processing
- UV photolithography
- Nuclear plasma diagnostics
- Photoinitiated chemistry
- Medical diagnostics and photo therapy
- Pharmaceutical dissolution testing
- Vacuum environments and feedthroughs
- Semiconductor manufacturing systems
- Plasma diagnostics
- Flame sensing
- Remote sensing
- Reflection/Backscattering probes, industrial and medical laser delivery systems
- Aerospace

TYPICAL EXAMPLES



A HALMA COMPANY

Fiberguide Industries, Inc., 1 Bay Street, Stirling, NJ 07980
Phone: 908-647-6601 Fax: 908-647-8464 info@fiberguide.com www.fiberguide.com

Form No: REF 723 DS009, Rev. 4/28/2010, Printed in the U.S.A.
© Copyright 2007 Fiberguide Industries, Inc., Specifications subject to change without notice.

Plastic Coated Silica/Silica (Standard OH)

Fiberguide Industries

Superguide™ SFS

Technical Data

REFERENCE SUMMARY

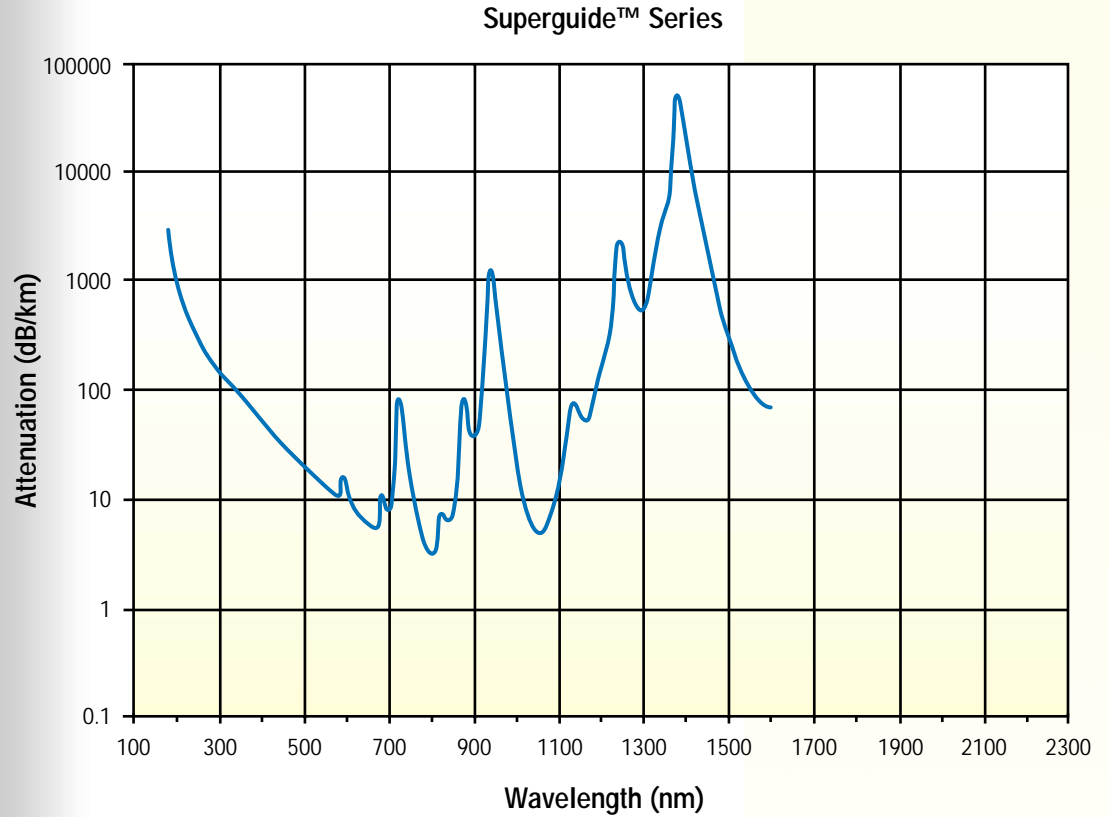
Product Category:
Fiber

Mode:
Step Index, Multimode

Type:
Plastic Coated Silica/Silica
(Standard OH)

Trade Name:
Superguide™ SFS
UV-VIS

SPECTRAL ATTENUATION (Typical)



A HALMA COMPANY

Fiberguide Industries, Inc., 1 Bay Street, Stirling, NJ 07980
Phone: 908-647-6601 Fax: 908-647-8464 info@fiberguide.com www.fiberguide.com

Form No: REF 723 DS009, Rev. 4/28/2010, Printed in the U.S.A.
© Copyright 2007 Fiberguide Industries, Inc., Specifications subject to change without notice.

Plastic Coated Silica/Silica (Standard OH)

Fiberguide Industries

Superguide™ SFS

Technical Data

REFERENCE SUMMARY

Product Category:
Fiber

Mode:
Step Index, Multimode

Type:
Plastic Coated Silica/Silica
(Standard OH)

Trade Name:
Superguide™ SFS
UV-VIS

FIBER SPECIFICATIONS

- Standard Secondary Buffer/Jacket: Nylon (suffix "N"), Tefzel® (suffix "Z")
- Standard Primary Buffer/Jacket: Acrylate (suffix "Y"), Thermocoat/Polyimide (suffix "T")
- Standard Numerical Aperture (N.A.): 0.22 ± 0.02 (Full Acceptance Angle 25°)
- Available Numerical Apertures: 0.12 (Full Acceptance Angle 14°) Utilize Prefix Designation "SFM" 0.26 (Full Acceptance Angle 30°) Utilize Prefix Designation "SFH"
- Standard Core/Clad Ratio: 1.1
- Available Core/Clad Ratios: 1.2, 1.4 and 2.5
- Typical Attenuation Values: 800dB/km @ 210nm 380dB/km @ 248nm 120dB/km @ 308nm 70dB/km @ 350nm 3.5dB/km @ 800nm
- Temperature Operating Range: Nylon Buffer/Coating: -40°C to +100°C Tefzel® Buffer/Coating: -40°C to +200°C Acrylate Buffer/Coating: -40°C to +85°C Polyimide Buffer/Coating: -190°C to +350°C
- Recommended Bend Radius: Short Term: 120 x Clad Diameter Long Term: 240 x Clad Diameter
- Proof Test Using Bend Method
- Non-standard Sizes Available As Custom Run (Call For Details).

Note: The fibers in the following table carry a designation "SFS" standing for "Superguide Fiber Series", followed by the large core diameter and small core diameter (in microns) and concluding with the suffix "N" that designates natural Nylon secondary buffer, suffix "Z" that designates a clear Tefzel® secondary buffer, suffix "Y" that designates clear Acrylate primary buffer and suffix "T" that designates Polyimide buffer.

FIBER SPECIFICATIONS - NYLON COATING

Product Code	SFS50/125N	SFS100/110N	SFS100/140N	SFS200/220N
Core Diameter	50µ ± 2%	100µ ± 2%	100µ ± 2%	200µ ± 2%
Clad Diameter	125µ +1µ/-3µ	110µ ± 2%	140µ +1µ/-3µ	220µ ± 2%
Silicone Buffer	225µ ± 3%	210µ ± 3%	240µ ± 3%	320µ ± 3%
Nylon Coating (O.D.)	295µ ± 5%	280µ ± 5%	310µ ± 5%	390µ ± 5%

Product Code	SFS300/330N	SFS400/440N	SFS600/660N	SFS800/880N
Core Diameter	300µ ± 2%	400µ ± 2%	600µ ± 2%	800µ ± 2%
Clad Diameter	330µ ± 2%	440µ ± 2%	660µ ± 2%	880µ ± 2%
Silicone Buffer	430µ ± 3%	540µ ± 3%	760µ ± 3%	980µ ± 3%
Nylon Coating (O.D.)	530µ ± 5%	640µ ± 5%	860µ ± 5%	1080µ ± 5%

Product Code	SFS1000/1100N	SFS1500/1650N
Core Diameter	1000µ ± 2%	1500µ ± 2%
Clad Diameter	1100µ ± 2%	1650µ ± 2%
Silicone Buffer	1200µ ± 3%	1800µ ± 3%
Nylon Coating (O.D.)	1300µ ± 5%	1950µ ± 5%



Fiberguide Industries, Inc., 1 Bay Street, Stirling, NJ 07980
 Phone: 908-647-6601 Fax: 908-647-8464 info@fiberguide.com www.fiberguide.com

A HALMA COMPANY

Form No: REF 723 DS009, Rev. 4/28/2010, Printed in the U.S.A.
 © Copyright 2007 Fiberguide Industries, Inc., Specifications subject to change without notice.

Plastic Coated Silica/Silica (Standard OH)

Fiberguide Industries

Superguide™ SFS

Technical Data

REFERENCE SUMMARY

Product Category:
Fiber

Mode:
Step Index, Multimode

Type:
Plastic Coated Silica/Silica
(Standard OH)

Trade Name:
Superguide™ SFS
UV-VIS

FIBER SPECIFICATIONS - TEFZEL® COATING

Product Code	SFS100/110Z	SFS100/140Z	SFS200/220Z
Core Diameter	100μ ± 2%	100μ ± 2%	200μ ± 2%
Clad Diameter	110μ ± 2%	140μ +1μ/-3μ	220μ ± 2%
Silicone Buffer	240μ ± 3%	240μ ± 3%	320μ ± 3%
Tefzel® Coating (O.D.)	310μ ± 5%	370μ ± 5%	480μ ± 5%

Product Code	SFS300/330Z	SFS400/440Z	SFS600/660Z
Core Diameter	300μ ± 2%	400μ ± 2%	600μ ± 2%
Clad Diameter	330μ ± 2%	440μ ± 2%	660μ ± 2%
Silicone Buffer	480μ ± 3%	590μ ± 3%	810μ ± 3%
Tefzel® Coating (O.D.)	720μ ± 5%	880μ ± 5%	1200μ ± 5%

Product Code	SFS800/880Z	SFS1000/1100Z	SFS1500/1650Z
Core Diameter	800μ ± 2%	1000μ ± 2%	1500μ ± 2%
Clad Diameter	880μ ± 2%	1100μ ± 2%	1650μ ± 2%
Silicone Buffer	1030μ ± 3%	1250μ ± 3%	1950μ ± 3%
Tefzel® Coating (O.D.)	1550μ ± 5%	1850μ ± 5%	2900μ ± 5%

FIBER SPECIFICATIONS - ACRYLATE COATING

Product Code	SFS50/125Y	SFS100/140Y	SFS105/125Y	SFS200/220Y
Core Diameter	50μ ± 2%	100μ ± 2%	105μ ± 2%	200μ ± 2%
Clad Diameter	125μ +1μ/-3μ	140μ +1μ/-3μ	125μ +1μ/-3μ	220μ ± 2%
Acrylate Diameter	250μ ± 5%	250μ ± 5%	250μ ± 5%	320μ ± 5%



A HALMA COMPANY

Fiberguide Industries, Inc., 1 Bay Street, Stirling, NJ 07980
 Phone: 908-647-6601 Fax: 908-647-8464 info@fiberguide.com www.fiberguide.com

Form No: REF 723 DS009, Rev. 4/28/2010, Printed in the U.S.A.
 © Copyright 2007 Fiberguide Industries, Inc., Specifications subject to change without notice.

Plastic Coated Silica/Silica (Standard OH)

Fiberguide Industries

Superguide™ SFS

Technical Data

REFERENCE SUMMARY

Product Category:
Fiber

Mode:
Step Index, Multimode

Type:
Plastic Coated Silica/Silica
(Standard OH)

Trade Name:
Superguide™ SFS
UV-VIS

FIBER SPECIFICATIONS - THERMOCOAT/POLYIMIDE COATING

Product Code	SFS50/125T	SFS100/110T	SFS100/120T
Core Diameter	50μ ± 2%	100μ ± 2%	100μ ± 2%
Clad Diameter	125μ +1μ/-3μ	110μ ± 2%	120μ ± 2%
Polyimide Diameter	145μ ± 5μ	130μ ± 5μ	140μ ± 5μ

Product Code	SFS100/140T	SFS105/125T	SFS200/220T
Core Diameter	100μ ± 2%	105μ ± 2%	200μ ± 2%
Clad Diameter	140μ +1μ/-3μ	125μ +1μ/-3μ	220μ ± 2%
Polyimide Diameter	165μ ± 5μ	145μ ± 5μ	245μ ± 5μ

Product Code	SFS300/330T	SFS400/440T	SFS600/660T
Core Diameter	300μ ± 2%	400μ ± 2%	600μ ± 2%
Clad Diameter	330μ ± 2%	440μ ± 2%	660μ ± 2%
Polyimide Diameter	370μ ± 10μ	480μ ± 10μ	710μ ± 15μ

Fiberguide Industries Customization Program

Fiberguide Industries is a full service custom fiber and value-added assembly provider. If you have unique requirements, please contact us to discuss tailoring a product or design to optimize optical performance for your specific application.

Fiberguide Industries, Inc., 1 Bay Street, Stirling, NJ 07980
Phone: 908-647-6601 Fax: 908-647-8464 info@fiberguide.com www.fiberguide.com

Form No: REF 723 DS009, Rev. 4/28/2010, Printed in the U.S.A.
© Copyright 2007 Fiberguide Industries, Inc., Specifications subject to change without notice.



A HALMA COMPANY